

Sezione: 28
 Progressiva: 540.000
 Q. Progetto: 2137.848

— Profilo di progetto

Area di occupazione nuova pista da sci.

Scala H 1/200.00
 Scala V 1/200.00

2132.00

Quote	Quote	Parziali	Parziali	Progressiva	Progressiva	Dislivelli
2132.00		0.97		-35.00		
2132.05		2.27		-34.76		
2132.10		0.74		-33.79		
2132.15		1.62		-31.52		
2132.20		0.61		-31.05		
2132.25		2.77		-30.21		
2132.30		0.88		-28.69		
2132.35		1.76		-28.04		
2132.40		1.15		-27.79		
2132.45	2132.56	0.70	2.42	-26.02	-22.38	0.00
2132.50	2132.66	0.54	20.00	-24.22	-21.22	1.19
2132.55	2132.81	2.31		-19.38	-19.38	
2132.60	2132.96	2.81		-17.87	-17.87	
2132.65	2133.11	1.20		-14.66	-14.66	
2132.70	2133.26	3.66		-14.45	-14.45	
2132.75	2133.41	0.87		-13.25	-13.25	
2132.80	2133.56	2.03		-9.58	-9.58	
2132.85	2133.71	0.48		-9.22	-9.22	
2132.90	2133.86	2.03		-8.74	-8.74	
2132.95	2134.01	0.56		-6.71	-6.71	
2133.00	2134.16	2.99		-6.42	-6.42	
2133.05	2134.31	2.17		-5.86	-5.86	
2133.10	2134.46	0.40		-2.87	-2.87	
2133.15	2134.61	0.38		-0.70	-0.70	
2133.20	2134.76	1.00		0.00	0.00	-0.09
2133.25	2134.91	2.32		0.38	0.38	0.00
2133.30	2135.06	3.15		1.38	1.38	
2133.35	2135.21	0.93		3.70	3.70	
2133.40	2135.36	2.37		6.85	6.85	
2133.45	2135.51	2.00		7.78	7.78	
2133.50	2135.66	0.92		10.15	10.15	
2133.55	2135.81	0.45		11.07	11.07	
2133.60	2135.96	0.54		11.52	11.52	
2133.65	2136.11	2.16		12.07	12.07	
2133.70	2136.26	0.88		14.22	14.22	
2133.75	2136.41	2.20		15.10	15.10	
2133.80	2136.56	1.66		17.31	17.31	
2133.85	2136.71	0.52		18.97	18.97	
2133.90	2136.86	0.92		19.48	19.48	
2133.95	2137.01	3.04		20.41	20.41	2.14
2134.00	2137.16	1.90	4.99	23.45	23.45	-20.00
2134.05	2137.31	1.46		25.35	25.35	0.00
2134.10	2137.46	1.20		26.81	26.81	-24.98
2134.15	2137.61	0.43		28.01	28.01	0.00
2134.20	2137.76	0.87		28.44	28.44	
2134.25	2137.91	2.27		29.31	29.31	
2134.30	2138.06	2.17		31.58	31.58	
2134.35	2138.21	0.75		33.74	33.74	
2134.40	2138.36			34.25	34.25	
2134.45	2138.51			35.00	35.00	

— Profilo di progetto

Area di occupazione nuova pista da sci.

Scala H 1/200.00
 Scala V 1/200.00

Quote	Parziali	Parziali	Progressiva	Progressiva	Dislivelli
2119.047	1.16	20.00	-21.84	-21.84	0.00
2119.042	3.05		-24.89	-24.89	-0.01
2119.037	1.04		-25.93	-25.93	
2119.032	0.57		-26.50	-26.50	
2119.027	0.38		-27.14	-27.14	
2119.022	1.90		-29.04	-29.04	
2119.017	1.28		-30.76	-30.76	
2119.012	0.57		-31.33	-31.33	
2119.007	0.52		-31.85	-31.85	
2119.002	0.83		-32.68	-32.68	
2118.997	1.77		-34.45	-34.45	
2118.992	1.72		-36.17	-36.17	
2118.987			-37.89	-37.89	
2118.982	1.59		-39.48	-39.48	
2118.977	1.46		-41.04	-41.04	
2118.972	0.85		-42.19	-42.19	
2118.967	0.38		-42.57	-42.57	
2118.962	1.85		-44.42	-44.42	
2118.957	0.97		-45.45	-45.45	
2118.952	1.16		-46.61	-46.61	
2118.947	3.56		-50.17	-50.17	
2118.942			-53.73	-53.73	
2118.937	0.48		-54.21	-54.21	
2118.932	0.42		-54.63	-54.63	
2118.927	3.70		-58.33	-58.33	
2118.922	0.55		-58.88	-58.88	
2118.917	0.78		-59.66	-59.66	
2118.912	1.91		-61.57	-61.57	
2118.907	0.52		-62.09	-62.09	
2118.902	0.52		-62.61	-62.61	
2118.897	2.47		-65.08	-65.08	
2118.892	0.42		-65.50	-65.50	
2118.887	2.23		-67.73	-67.73	
2118.882	0.64		-68.37	-68.37	
2118.877	0.86		-69.23	-69.23	
2118.872	0.89		-69.82	-69.82	
2118.867	1.57		-71.39	-71.39	
2118.862	4.19		-75.58	-75.58	
2118.857	0.41		-76.00	-76.00	
2118.852	0.63		-76.63	-76.63	
2118.847	2.00		-78.63	-78.63	
2118.842	1.00		-79.63	-79.63	
2118.837	1.12		-80.75	-80.75	
2118.832	0.52		-81.27	-81.27	
2118.827	0.99		-82.26	-82.26	
2118.822	2.07		-84.33	-84.33	
2118.817	1.39		-85.72	-85.72	
2118.812	0.37		-86.09	-86.09	
2118.807	3.11		-89.20	-89.20	
2118.802	0.75		-89.95	-89.95	
2118.797	1.71		-91.66	-91.66	
2118.792	2.63		-94.29	-94.29	
2118.787	0.63		-94.92	-94.92	
2118.782	0.47		-95.39	-95.39	
2118.777	0.69		-96.08	-96.08	
2118.772			-96.77	-96.77	

Sezione: 33
Progressiva: 640.000
Q. Progetto: 2103.295

— Profilo di progetto

Area di occupazione nuova pista da sci.

Scala H 1/200.00
Scala V 1/200.00

2098.00

Quote	2102.75	2102.80	2102.85	2102.90	2102.95	2103.00	2103.05	2103.10	2103.15	2103.20	2103.25	2103.30	2103.35	2103.40	2103.45	2103.50	2103.55	2103.60	2103.65	2103.70	2103.75	2103.80	2103.85	2103.90	2103.95	2104.00	2104.05	2104.10	2104.15	2104.20	2104.25	2104.30	2104.35	2104.40	2104.45	2104.50	2104.55	2104.60	2104.65	2104.70	2104.75	2104.80	2104.85	2104.90	2104.95	2105.00								
Quote																																																						
Parziali		1.45	1.07	0.60	1.57	0.76	2.30	2.26	0.90	1.61	1.21	3.15	4.19	2.04	2.47	2.14	1.52	0.98	0.53	1.82	2.29	0.00	0.36	3.95	4.01	7.70	8.31	10.10	11.64	12.73	15.47	16.21	18.70	19.71	21.51	22.40	24.95	25.21	27.28	27.57	29.28	32.49	33.02	33.74	35.00									
Parziali											0.58	20.00																																										
Progressiva	-35.00	-33.95	-32.48	-31.48	-30.21	-28.95	-27.94	-27.14	-24.88	-23.98	-22.28	-21.17	-18.81	-13.82	-11.27	-11.25	-9.28	-7.15	-5.62	-4.64	-4.11	-2.29	0.00	0.36	3.95	4.01	7.70	8.31	10.10	11.64	12.73	15.47	16.21	18.70	19.71	21.51	22.40	24.95	25.21	27.28	27.57	29.28	32.49	33.02	33.74	35.00								
Progressiva											0.00	-0.47	-0.60	-0.81	-0.92	-1.02	-1.11	-1.20	-1.28	-1.35	-1.41	-1.46	-1.50	-1.53	-1.55	-1.56	-1.56	-1.55	-1.53	-1.50	-1.46	-1.40	-1.32	-1.22	-1.10	-0.97	-0.83	-0.69	-0.54	-0.38	-0.21	-0.04	0.14	0.31	0.48	0.64	0.79	0.93	1.06	1.17	1.26			
Dislivelli											0.00	-0.47	-0.60	-0.81	-0.92	-1.02	-1.11	-1.20	-1.28	-1.35	-1.41	-1.46	-1.50	-1.53	-1.55	-1.56	-1.56	-1.55	-1.53	-1.50	-1.46	-1.40	-1.32	-1.22	-1.10	-0.97	-0.83	-0.69	-0.54	-0.38	-0.21	-0.04	0.14	0.31	0.48	0.64	0.79	0.93	1.06	1.17	1.26			

Sezione: 35
 Progressiva: 680.000
 Q. Progetto: 2089.286

— Profilo di progetto

Area di occupazione nuova pista da sci.

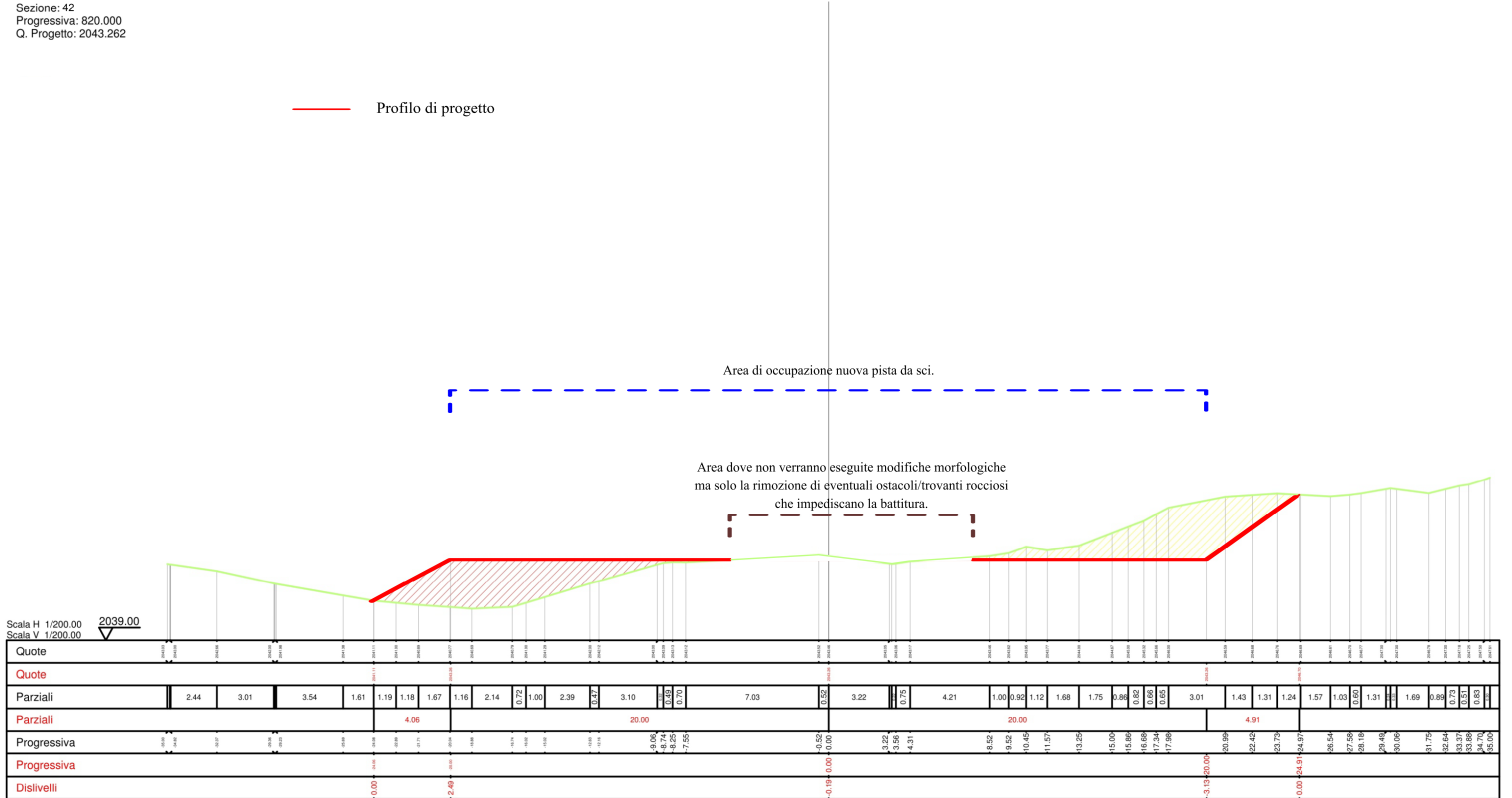
Scala H 1/200.00
 Scala V 1/200.00



Quote	[Elevation values along the profile]																																													
Quote	[Elevation values along the profile]																																													
Parziali	1.29	2.54	1.76	0.45	0.82	2.49	1.87	1.16	1.27	2.30	0.91	0.44	2.04	1.15	0.67	2.82	1.36	0.91	1.20	1.73	0.92	1.40	2.54	1.58	1.99	1.33	2.93	4.26	3.49	1.23	0.80	1.05	4.06	0.88	1.39	0.37	0.50	1.71	0.72	1.25	1.03	0.78	1.85	1.26		
Parziali												3.97	14.90											20.00							1.62															
Progressiva	-8.00	-8.31	-8.77	-9.41	-9.85	-10.14	-10.34	-10.37	-10.22	-9.87	-9.37	-8.66	-7.72	-6.58	-5.22	-3.83	-2.36	-0.84	0.99	2.29	3.57	4.90	6.23	7.54	8.83	10.12	11.40	12.67	13.94	15.21	16.48	17.75	19.02	20.29	21.56	22.83	24.10	25.37	26.64	27.91	29.18	30.45	31.72	32.99	34.26	35.53
Progressiva	[Progressive elevation values]																																													
Dislivelli	[Dislivelli values]																																													

Sezione: 42
 Progressiva: 820.000
 Q. Progetto: 2043.262

— Profilo di progetto



Sezione: 45
 Progressiva: 880.000
 Q. Progetto: 2022.284

— Profilo di progetto

Area di occupazione nuova pista da sci.

Scala H 1/200.00
 Scala V 1/200.00

2017.00

Quote	Quote	Parziali	Parziali	Progressiva	Progressiva	Dislivelli
2021.21	2021.35	2.70		-8.50		
2021.35	2021.38	2.57		-8.20		
2021.38	2021.40	2.06		-8.17		
2021.40	2021.43	1.35		-8.11		
2021.43	2021.46	2.33		-7.74		
2021.46	2021.49	0.83		-7.22		
2021.49	2021.52	0.64		-6.87		
2021.52	2021.55	2.05		-6.54		
2021.55	2021.58	1.02		-6.25		
2021.58	2021.61	0.52		-6.00		
2021.61	2021.64	2.60	20.00	-5.90	-9.23	
2021.64	2021.67	1.78		-6.52		
2021.67	2021.70	0.98		-6.02		
2021.70	2021.73	0.48		-5.67		
2021.73	2021.76	2.19		-5.18		
2021.76	2021.79	1.64		-4.93		
2021.79	2021.82	2.48		-4.53		
2021.82	2021.85	0.47		-4.08		
2021.85	2021.88	2.35		-3.67		
2021.88	2021.91	3.49		-3.18		
2021.91	2021.94	0.55		-2.07		
2021.94	2021.97	1.17		-1.80		
2021.97	2022.00	1.38		-1.42		
2022.00	2022.03	1.48		-1.07		
2022.03	2022.06	2.35		-0.69		
2022.06	2022.09	0.80		-0.33		
2022.09	2022.12	1.23		0.00		
2022.12	2022.15	1.94		0.50		
2022.15	2022.18	1.41		1.00		
2022.18	2022.21	2.78		1.50		
2022.21	2022.24	1.34		2.00		
2022.24	2022.27	3.20		2.50		
2022.27	2022.30	0.53		3.00		
2022.30	2022.33	2.65	6.25	3.50		
2022.33	2022.36	2.89		4.00		
2022.36	2022.39	0.68		4.50		
2022.39	2022.42	0.97		5.00		
2022.42	2022.45	3.06		5.50		
2022.45	2022.48	0.87		6.00		
2022.48	2022.51	1.52		6.50		
2022.51	2022.54			7.00		
2022.54	2022.57			7.50		
2022.57	2022.60			8.00		
2022.60	2022.63			8.50		
2022.63	2022.66			9.00		
2022.66	2022.69			9.50		
2022.69	2022.72			10.00		
2022.72	2022.75			10.50		
2022.75	2022.78			11.00		
2022.78	2022.81			11.50		
2022.81	2022.84			12.00		
2022.84	2022.87			12.50		
2022.87	2022.90			13.00		
2022.90	2022.93			13.50		
2022.93	2022.96			14.00		
2022.96	2022.99			14.50		
2022.99	2023.02			15.00		
2023.02	2023.05			15.50		
2023.05	2023.08			16.00		
2023.08	2023.11			16.50		
2023.11	2023.14			17.00		
2023.14	2023.17			17.50		
2023.17	2023.20			18.00		
2023.20	2023.23			18.50		
2023.23	2023.26			19.00		
2023.26	2023.29			19.50		
2023.29	2023.32			20.00		
2023.32	2023.35			20.50		
2023.35	2023.38			21.00		
2023.38	2023.41			21.50		
2023.41	2023.44			22.00		
2023.44	2023.47			22.50		
2023.47	2023.50			23.00		
2023.50	2023.53			23.50		
2023.53	2023.56			24.00		
2023.56	2023.59			24.50		
2023.59	2023.62			25.00		
2023.62	2023.65			25.50		
2023.65	2023.68			26.00		
2023.68	2023.71			26.50		
2023.71	2023.74			27.00		
2023.74	2023.77			27.50		
2023.77	2023.80			28.00		
2023.80	2023.83			28.50		
2023.83	2023.86			29.00		
2023.86	2023.89			29.50		
2023.89	2023.92			30.00		
2023.92	2023.95			30.50		
2023.95	2023.98			31.00		
2023.98	2024.01			31.50		
2024.01	2024.04			32.00		
2024.04	2024.07			32.50		
2024.07	2024.10			33.00		
2024.10	2024.13			33.50		
2024.13	2024.16			34.00		
2024.16	2024.19			34.50		
2024.19	2024.22			35.00		


Sezione: 50
 Progressiva: 980.000
 Q. Progetto: 1975.316

— Profilo di progetto

Area di occupazione nuova pista da sci.

Area dove non verranno eseguite modifiche morfologiche
 ma solo la rimozione di eventuali ostacoli/trovanti rocciosi
 che impediscano la battitura.

Scala H 1/200.00
 Scala V 1/200.00



Sezione: 53
 Progressiva: 1040.000
 Q. Progetto: 1956.461

— Profilo di progetto

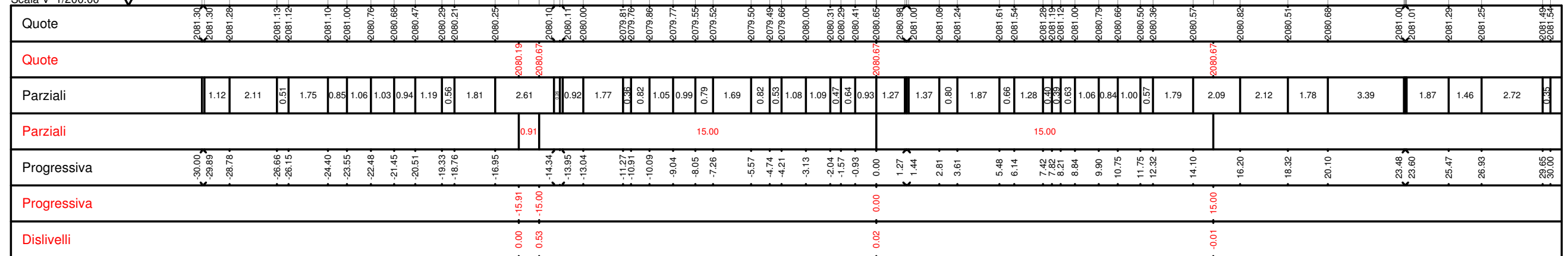
Area di occupazione nuova pista da sci.

Scala H 1/200.00
 Scala V 1/200.00

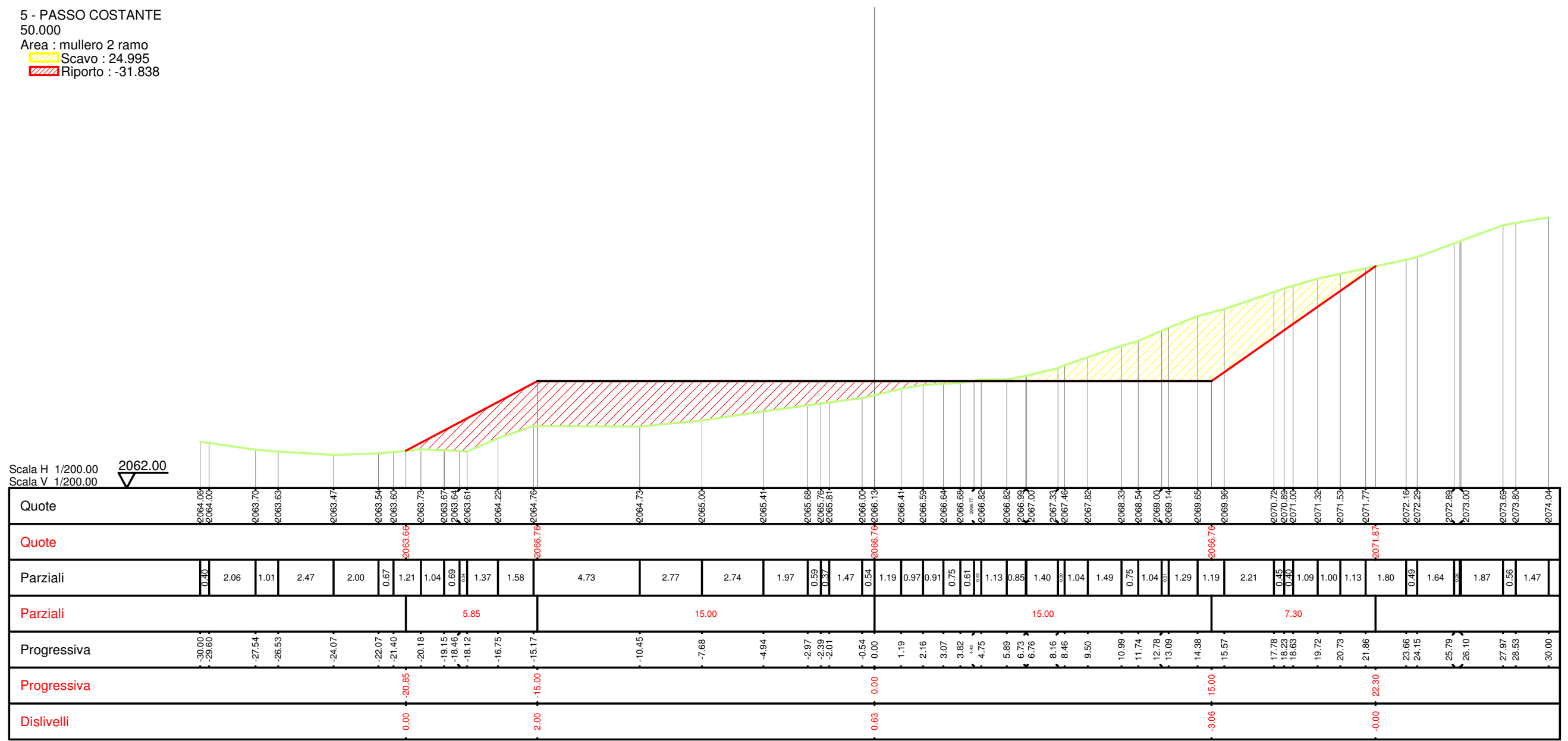
Quote																																																																	
Quote																																																																	
Parziali		5.74		1.02		1.11		5.72		0.79		1.15		7.57		1.89		0.71		4.87		2.23		1.09		0.65		2.51		0.76		2.49		0.84		0.95		3.58		0.74		0.34		4.73		5.32		1.35		0.81		2.06		3.15		0.68		0.37		3.20		0.50		0.37	
Parziali										20.00										20.00										4.70																																			
Progressiva																																																																	
Progressiva																																																																	
Dislivelli																																																																	

3 - PASSO COSTANTE
 20.000
 Area : mullo 2 ramo
 Scavo : 5.000
 Riporto : -12.773

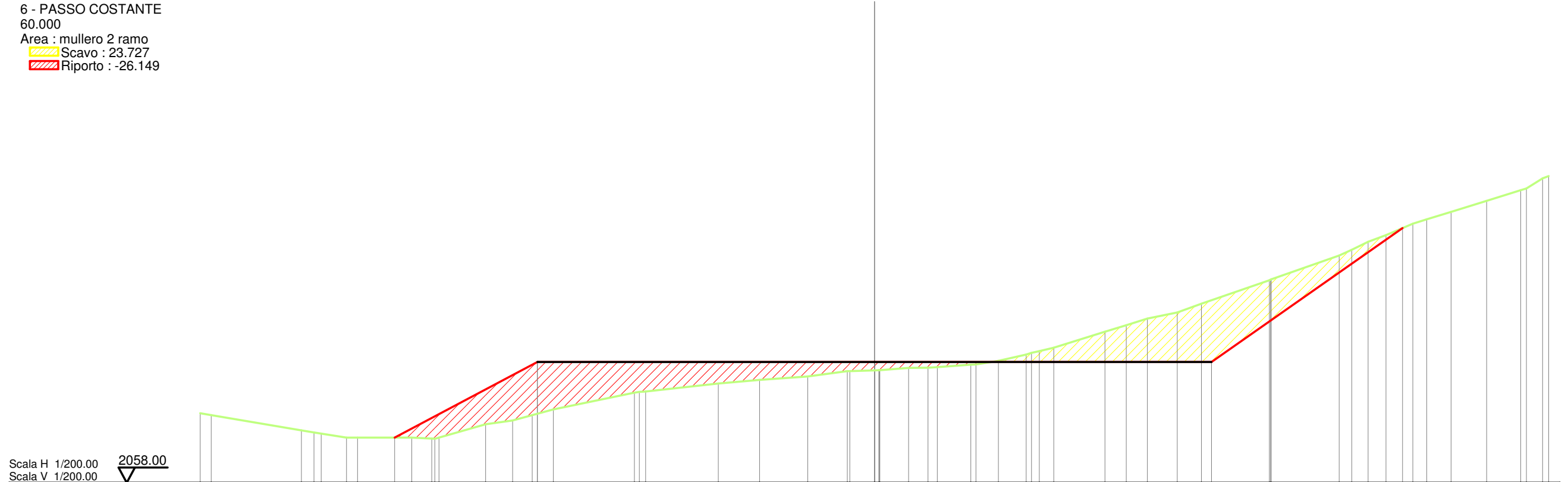
Scala H 1/200.00
 Scala V 1/200.00
 2078.00



5 - PASSO COSTANTE
 50.000
 Area : mullo 2 ramo
 Scavo : 24.995
 Riporto : -31.838

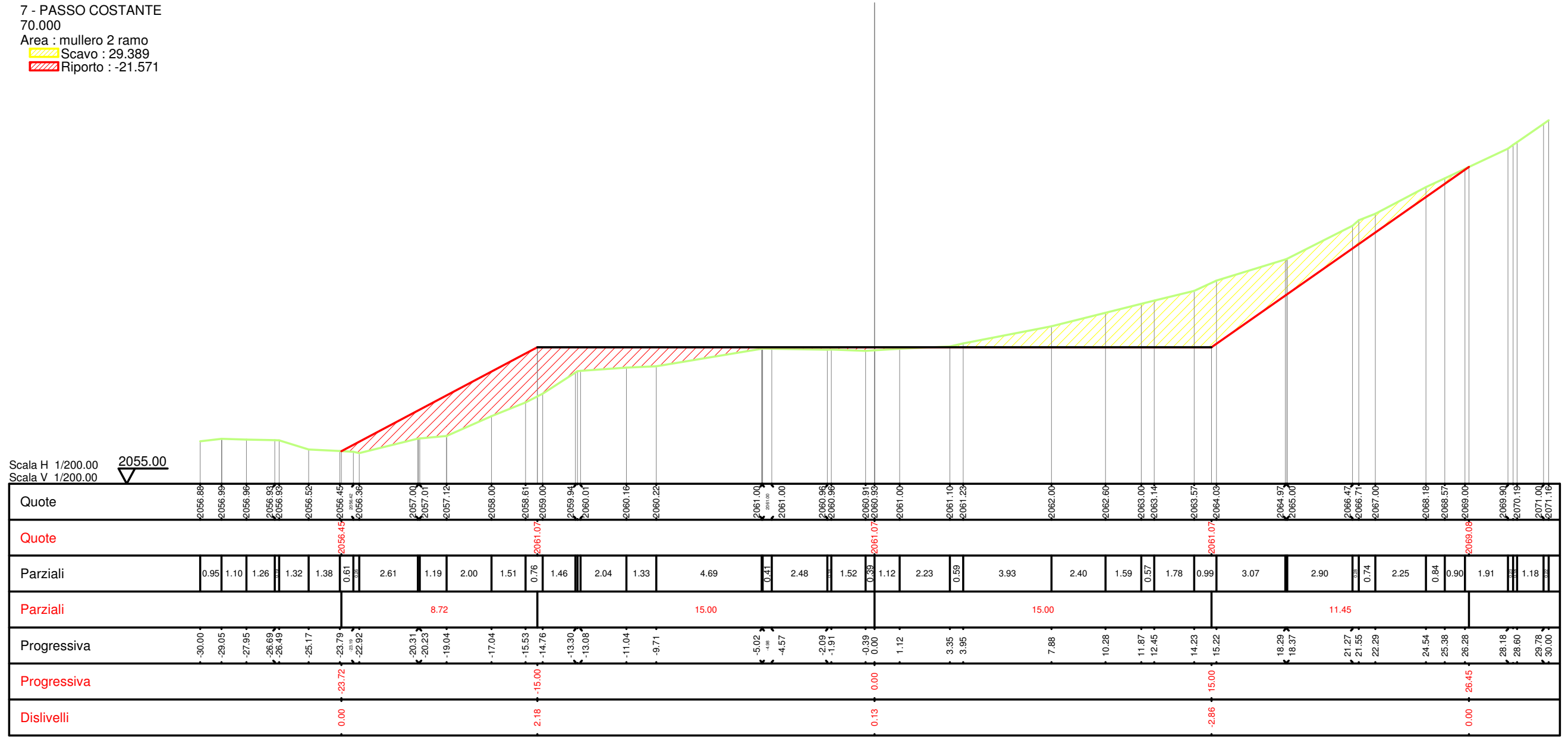


6 - PASSO COSTANTE
 60.000
 Area : mullero 2 ramo
 Scavo : 23.727
 Riporto : -26.149



Quote	2061.08 2061.00	2060.32 2060.23	2060.18 2060.00	2060.00 2060.00	2060.00 2059.96	2060.00 2060.00	2060.59 2060.77	2061.00 2061.25	2062.00 2062.05	2062.40 2062.57	2062.72 2062.96	2062.96 2062.98	2063.00 2063.10	2063.10 2063.11	2063.11 2063.14	2063.24 2063.25	2063.42 2063.42	2063.70 2063.85	2064.00 2064.00	2065.29 2065.29	2065.57 2065.57	2065.95 2065.95	2067.00 2067.04	2068.10 2068.35	2068.70 2068.70	2069.00 2069.00	2069.51 2069.71	2070.04 2070.53	2071.00 2071.08	2071.53 2071.63														
Quote	2060.00																				2063.37			2063.37		2063.37			2069.31			2069.31		2070.04			2071.00		2071.63					
Parziali	0.49	4.01	0.56 -0.18	1.13	0.49	2.41	0.88 -0.15	2.08	1.20	0.87	0.94	3.61	0.28 -0.28	3.23	1.84	2.14	1.76	1.09	1.28	0.86	0.42	1.49	1.00	1.24	0.83 -0.83	0.65	2.28	0.95	0.94	1.33	1.07	3.02	3.02	0.56	0.73	0.80	1.19	0.62	1.08	1.58	1.52	0.26 -0.26	0.72	0.87
Parziali	6.35					15.00										15.00						8.50																						
Progressiva	-30.00 -29.51	-25.50 -24.94	-24.62 -23.49	-23.00	-21.35	-20.58 -19.70	-19.38	-17.30	-16.10	-15.23	-14.29	-10.68 -10.18	-6.95	-5.11	-2.97	-1.21	-1.09	0.00	0.24	1.52	2.38	2.80	4.29	4.52	5.51	6.75	7.33	7.98	10.26	11.21	12.14	13.48	14.55	17.57 17.66	20.68 21.24	21.97	22.77	23.95 24.58	25.65	27.24	28.76 29.01	29.73 30.00		
Progressiva					-21.35	-15.00				0.00				15.00				8.50																										
Dislivelli					0.00	2.30				0.37				-2.74				-0.00																										

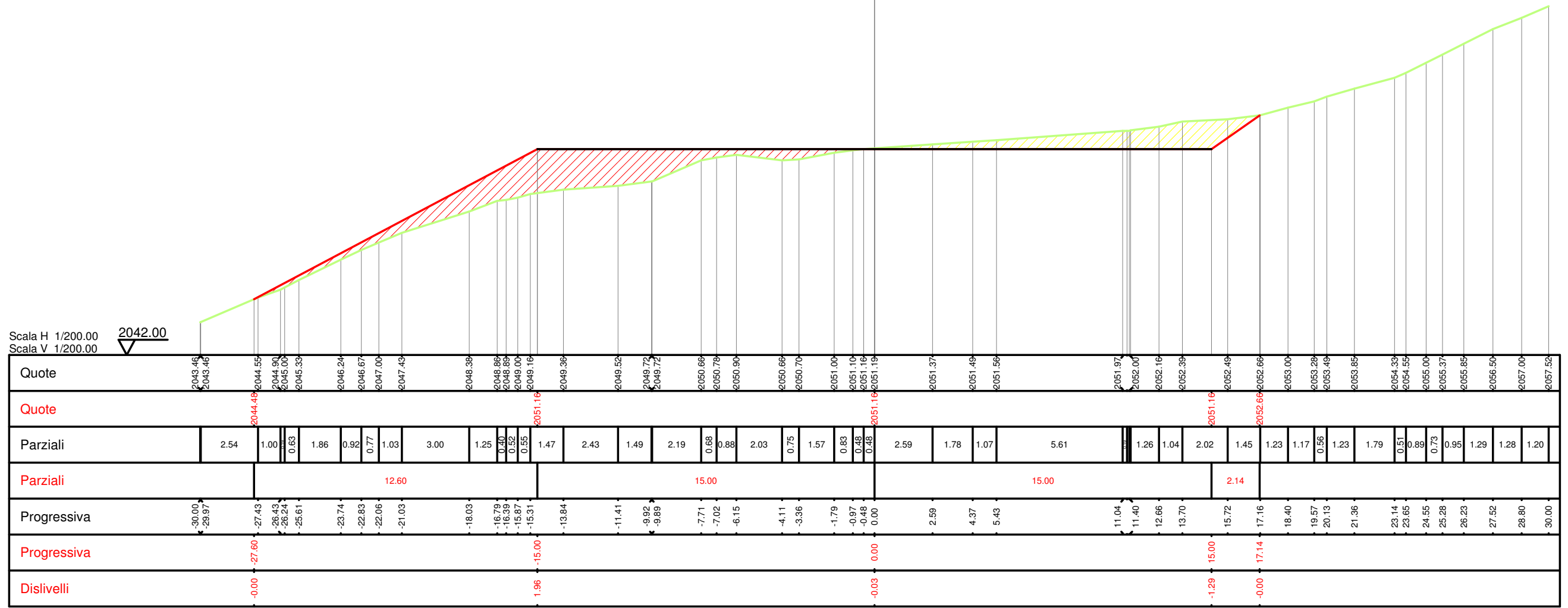
7 - PASSO COSTANTE
 70.000
 Area : mullero 2 ramo
 Scavo : 29.389
 Riporto : -21.571



10 - PASSO COSTANTE
 120.000
 Area : mullero 2 ramo
 Scavo : 10.178
 Riporto : -22.009

Scala H 1/200.00
 Scala V 1/200.00

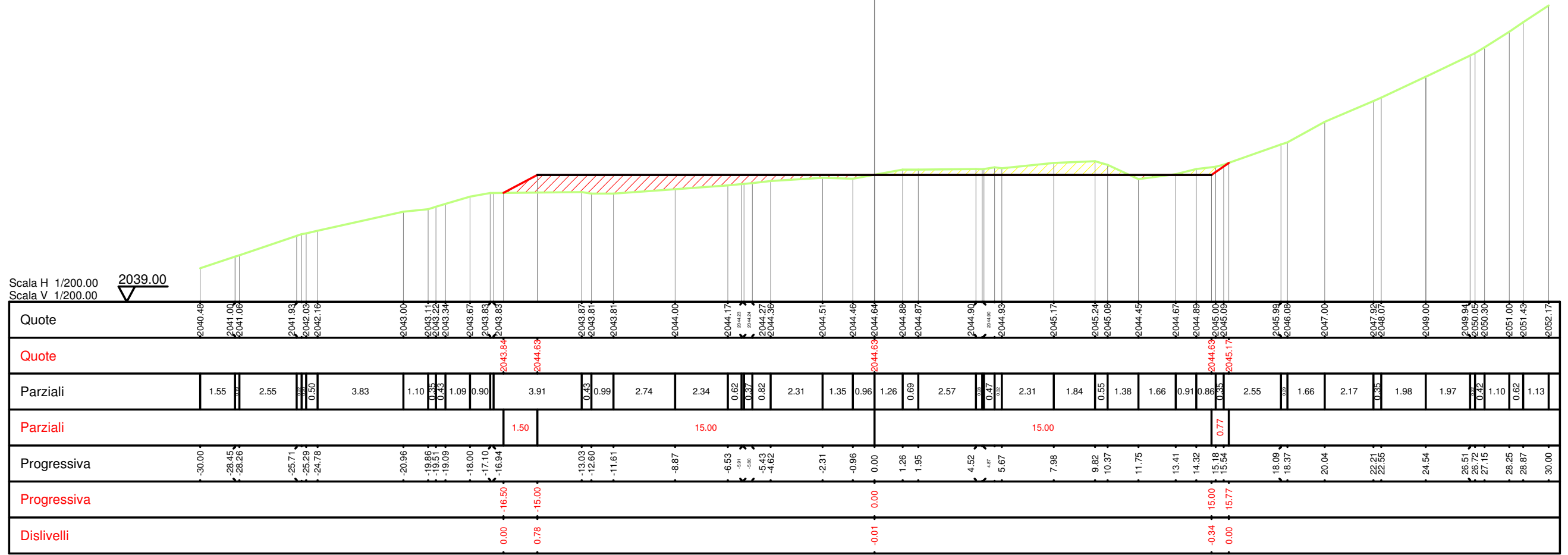
2042.00



11 - PASSO COSTANTE
 140.000
 Area : mullero 2 ramo
 Scavo : 4.334
 Riporto : -8.142

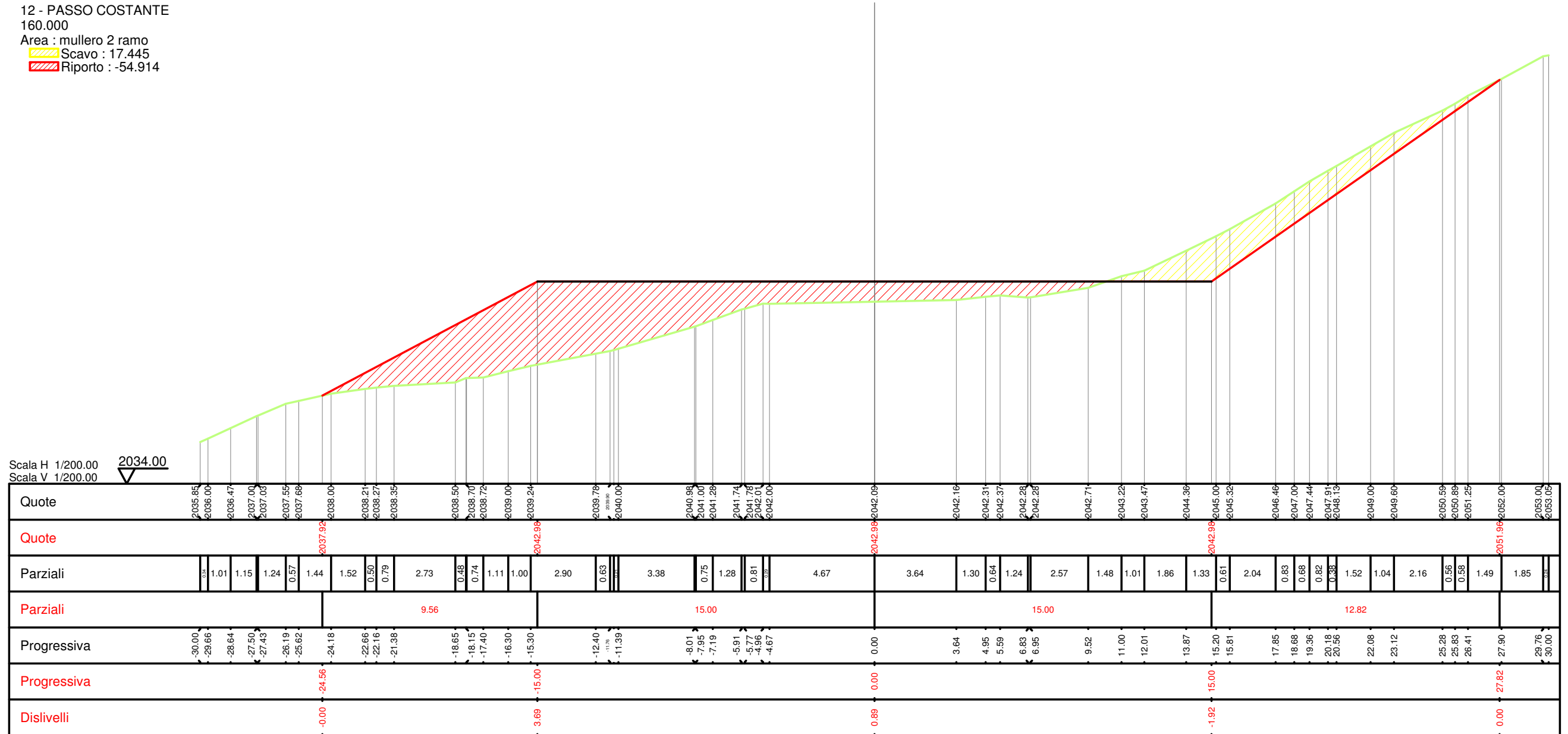
Scala H 1/200.00
 Scala V 1/200.00

2039.00

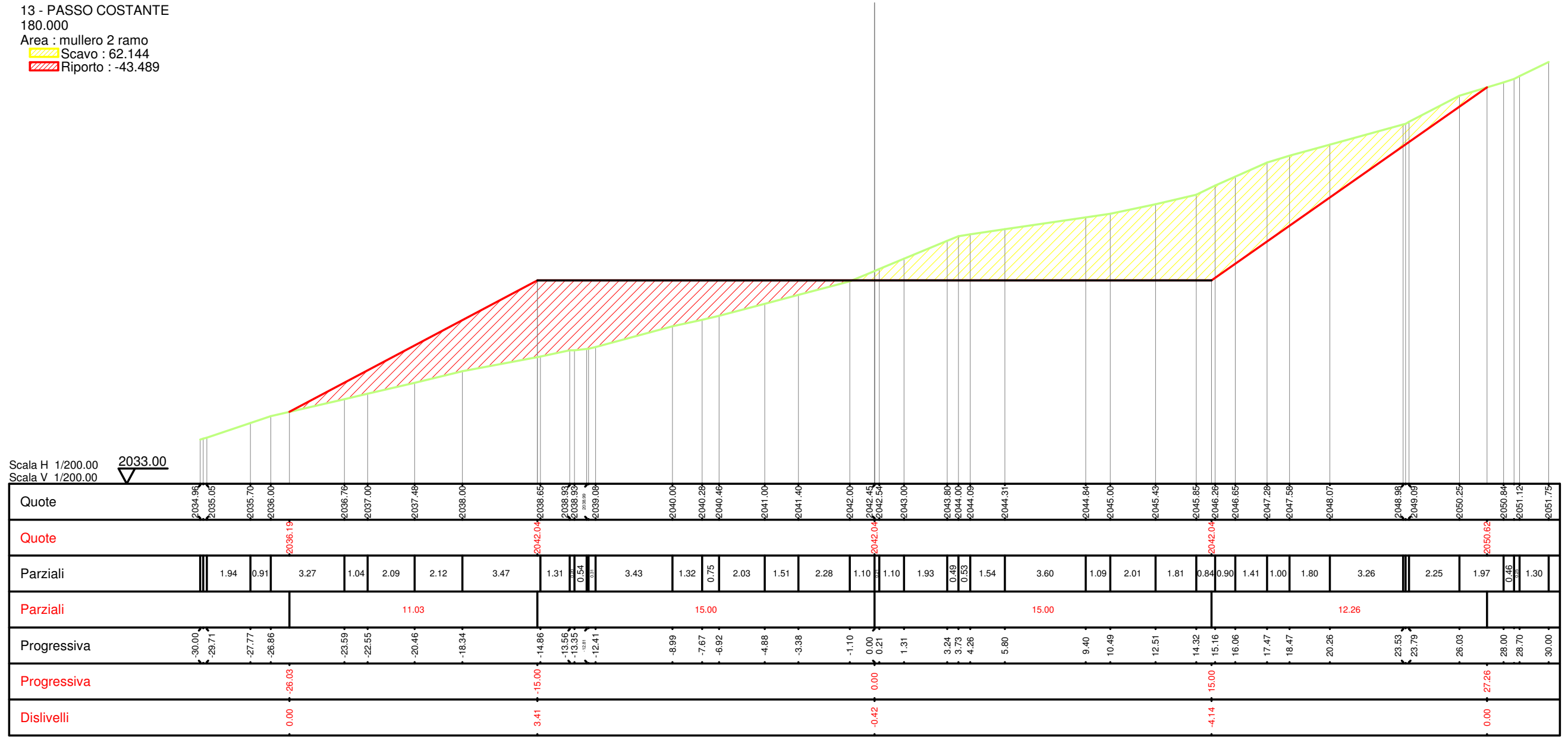


12 - PASSO COSTANTE
 160.000
 Area : mullero 2 ramo
 Scavo : 17.445
 Riporto : -54.914

Scala H 1/200.00
 Scala V 1/200.00
 2034.00



13 - PASSO COSTANTE
 180.000
 Area : mullero 2 ramo
 Scavo : 62,144
 Riporto : -43.489



18 - PASSO COSTANTE
 280.000
 Area : mullero 2 ramo
 Scavo : 53.754
 Riporto : -54.465

Scala H 1/200.00
 Scala V 1/200.00
 2016.00

